

Name \_\_\_\_\_


Date \_\_\_\_\_

# Wonderful Me!

Make the drawing look like you.

Color the things that tell what you can do.

At the bottom of the page,  
tell who made you.



© Our Sunday Visitor

God made me.

Name \_\_\_\_\_

Date \_\_\_\_\_

# Gifts from God

God gives us a world full of gifts. Circle the hidden food and animals that are gifts from God.



## Word Bank

.....

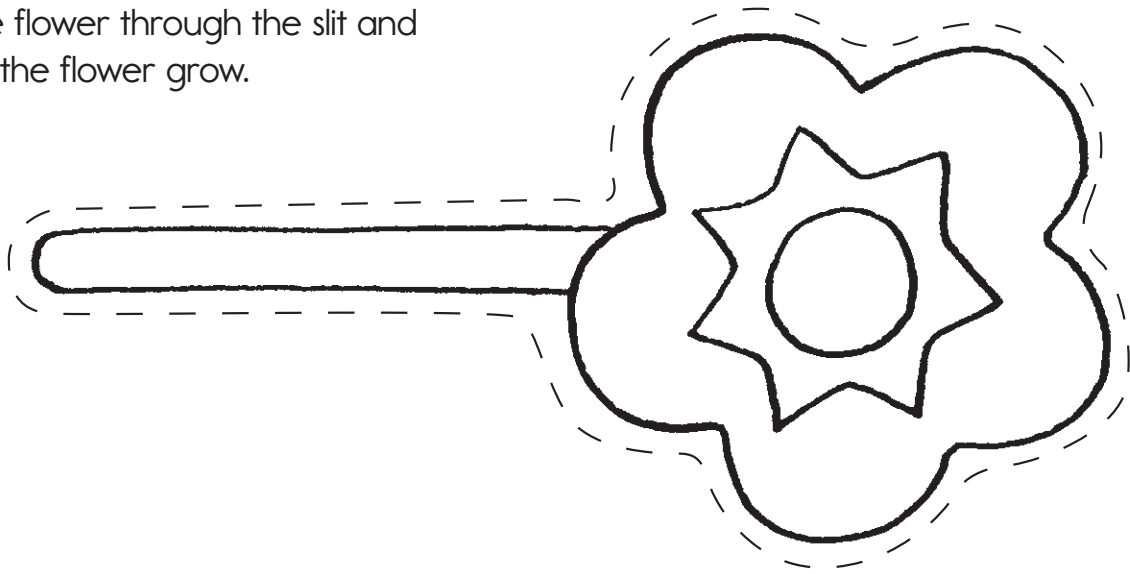
- feather
- duck
- loaf of bread
- cat
- snake
- rabbit
- crab
- bird
- apple
- frog
- octopus
- cow
- carrot
- turtle
- flower

© Our Sunday Visitor

Name \_\_\_\_\_ Date \_\_\_\_\_

# Be a Caretaker

Color the parts. Then cut them out.  
Cut the dotted line in the pot to make a slit.  
Tape a straw to the back of the flower.  
Pull the flower through the slit and  
watch the flower grow.

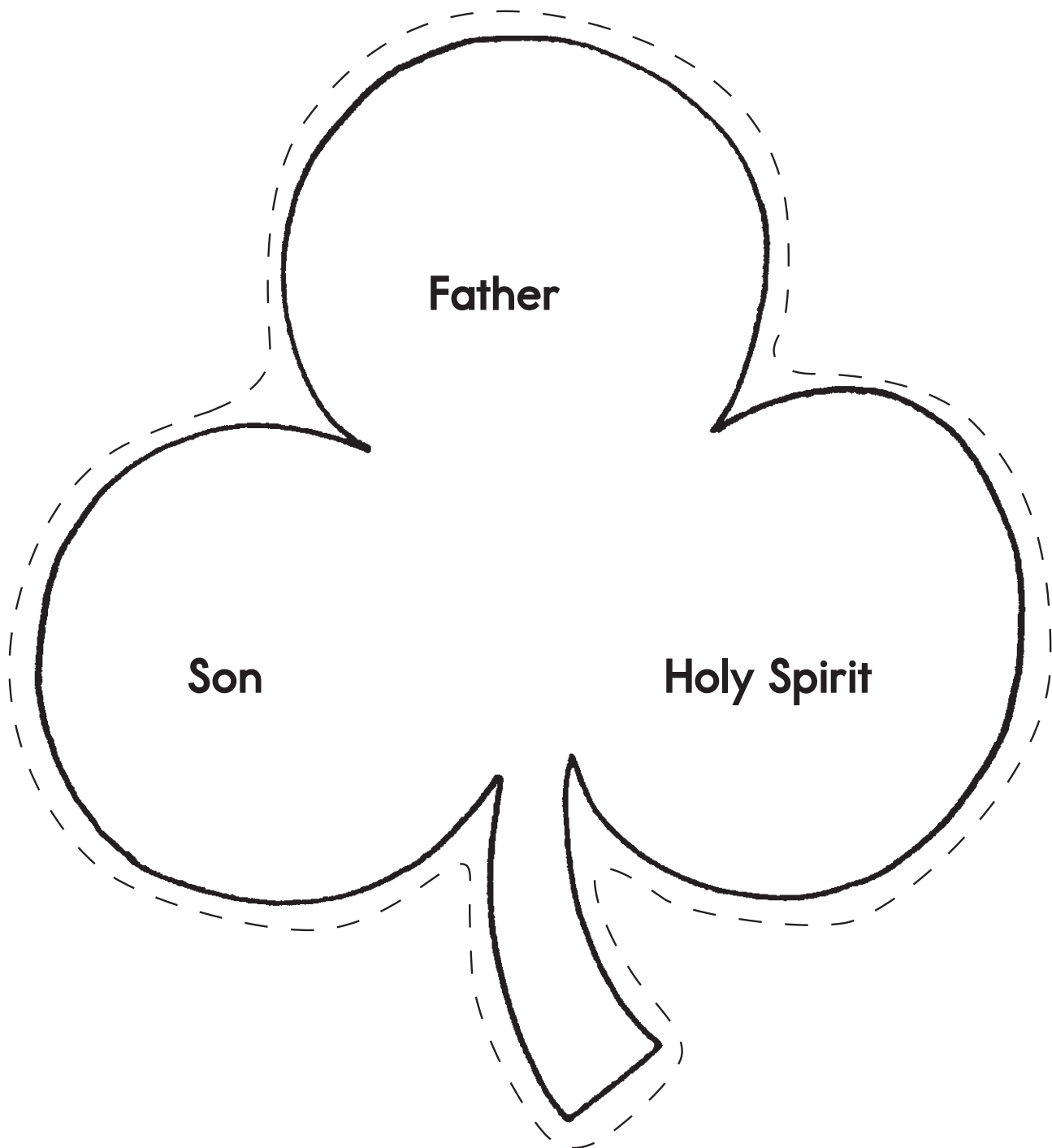


Name \_\_\_\_\_

Date \_\_\_\_\_

# The Holy Trinity

Some people use a three-leaf clover to represent the Holy Trinity. Color and cut out the clover to remind you of the three Divine Persons of the Holy Trinity.



Name \_\_\_\_\_ Date \_\_\_\_\_

# Hand Puppets

Color the figures of the Holy Family. Then cut the figures out. Fold back the tabs and tape them together. Now you have three hand puppets! Tell stories about the Holy Family.



Mary



Jesus







Joseph

Name \_\_\_\_\_

Date \_\_\_\_\_

# A Story About God

Color the pictures below. Then cut them out. Use the pictures to tell the story of the Good Shepherd.



© Our Sunday Visitor

Name \_\_\_\_\_

Date \_\_\_\_\_

# Jesus' Life

Use words and pictures to tell about one part of Jesus' life.



© Our Sunday Visitor

---

---

---

---

---

---

---

---

Name \_\_\_\_\_

Date \_\_\_\_\_

# Love God and Others

Listen to each sentence. Draw a happy face next to some ways to love God and others.

1. Say "I'm sorry."

2. Pick up your toys.

3. Tell someone they can't play.

4. Pray.

5. Make your brother or sister cry.

6. Help at home.

7. Go to Mass.

8. Help a classmate who is sad.

9. Take something that does not belong to you.

10. Push or shove someone.

Name \_\_\_\_\_

Date \_\_\_\_\_

# A Prayer Card

In the box below draw a picture of something you are thankful for.



© Our Sunday Visitor

Trace the words of thanks to God.

Thank you God for  
everything.

Name \_\_\_\_\_

Date \_\_\_\_\_

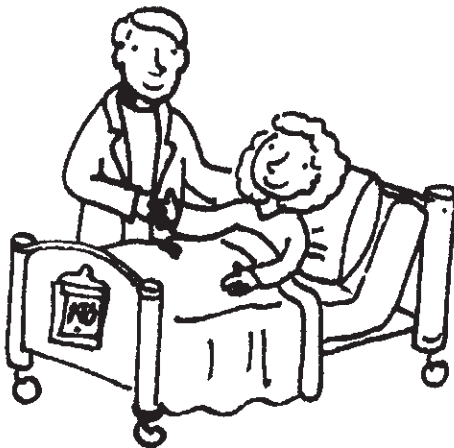
# Kingdom of God

You belong to the Catholic Church.

The Church invites people to God's Kingdom.

The Church shares God's love.

Draw a line from the person coming out of church to the picture of that same person sharing God's love.






Name \_\_\_\_\_

Date \_\_\_\_\_

# A Sign of the Holy Spirit

In the blank boxes, draw two ways the Holy Spirit helps you do good things. Then, cut out the dove and the squares. Next, punch out the four holes. Use string or yarn to hang the squares from the dove.



Name \_\_\_\_\_

Date \_\_\_\_\_

# Make a Halo

Color the halo and decorate it, too. Then, cut out the halo.  
Let the halo remind you to live as a friend of God.



Name \_\_\_\_\_ Date \_\_\_\_\_

# Watch Me Serve!

Think of three people you can serve. Print one of the names on each coupon. Then cut out the coupons. Give the coupons to the three people. Be sure to find loving ways to serve them!

**Service Coupon**

\_\_\_\_\_

I want to serve \_\_\_\_\_

\_\_\_\_\_

like Jesus served others.

**Service Coupon**

\_\_\_\_\_

I want to serve \_\_\_\_\_

\_\_\_\_\_

like Jesus served others.

**Service Coupon**

\_\_\_\_\_

I want to serve \_\_\_\_\_

\_\_\_\_\_


like Jesus served others.

Name \_\_\_\_\_

Date \_\_\_\_\_

# Make Good Choices

Look carefully at the pictures below. They tell a story. Help the children in the story make a good choice. In the empty box, draw a picture of the good choice they make.



© Our Sunday Visitor


A large, empty rounded rectangular box with a thin border, intended for the student to draw a picture of a good choice.

Name \_\_\_\_\_

Date \_\_\_\_\_

# Show Love

Cut out the puzzle pieces. Then put the pieces together to discover what God says when we are sorry.

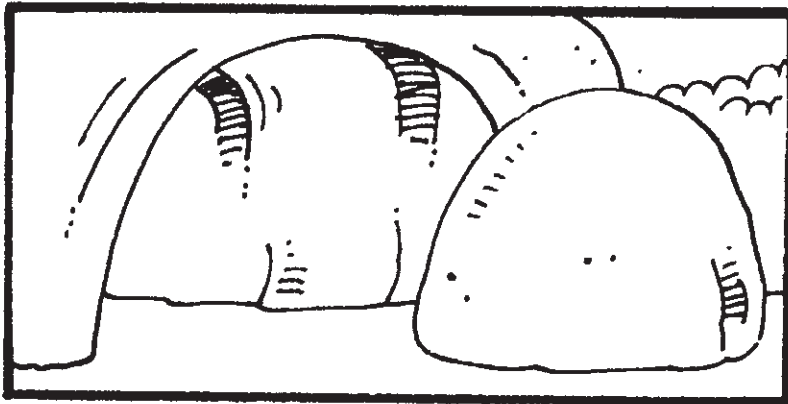
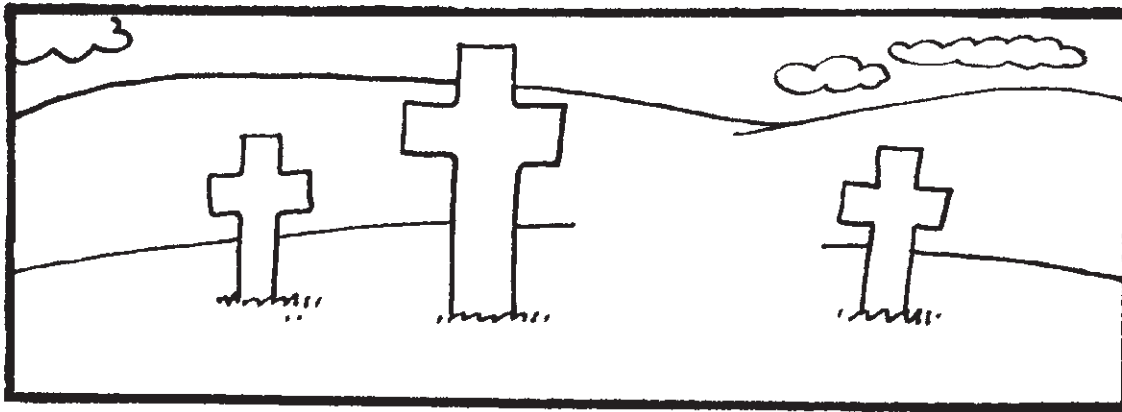



© Our Sunday Visitor

Name \_\_\_\_\_ Date \_\_\_\_\_

# Jesus the Savior

Color the figure of Jesus and cut it out. Cut the picture strips, too. Put Jesus in every picture. Tell the story of Jesus from the Last Supper to his Resurrection.



© Our Sunday Visitor

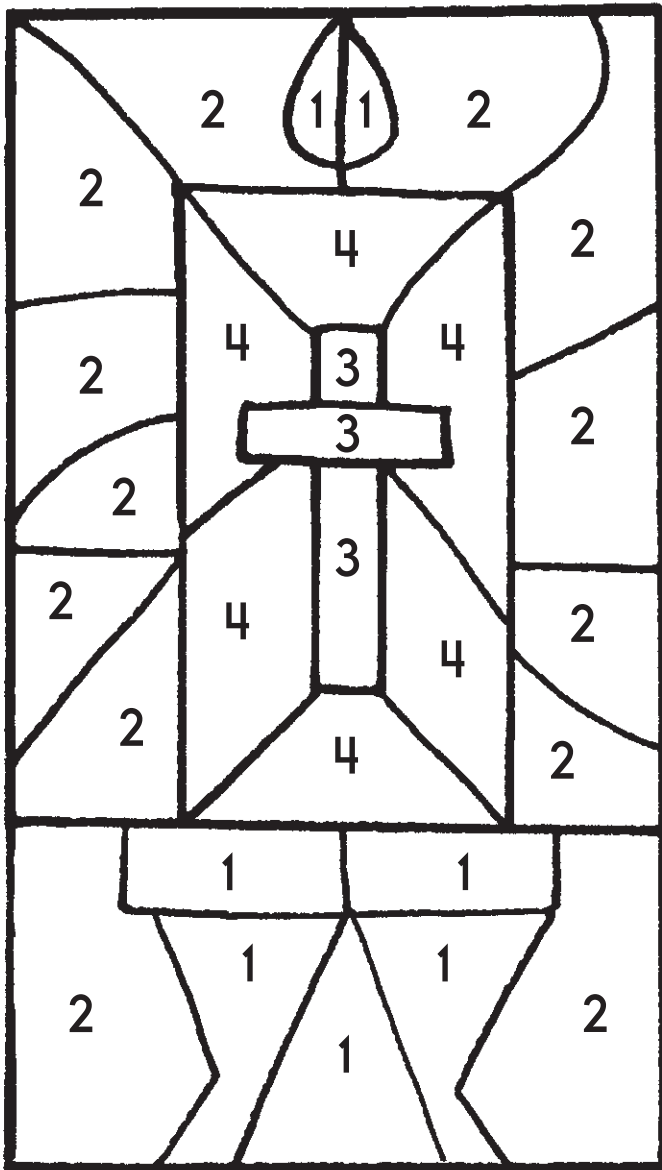
Name \_\_\_\_\_

Date \_\_\_\_\_

# Holy Things

Holy things are used in the celebration of the Seven Sacraments.  
The holy things are signs that God is there.

Use the chart to color the shapes. See two holy things.




1 = yellow

2 = blue

3 = black

4 = white



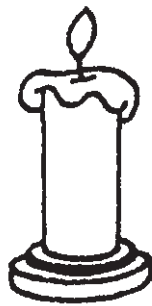
Name \_\_\_\_\_

Date \_\_\_\_\_

# God Is There

Write the sentence number under the picture it tells about.

1. Your family brings you to church to be baptized.
2. The priest pours holy water on your head three times.
3. After the Baptism, the priest or deacon makes the Sign of the Cross on your head with holy oil.
4. You are given a white garment.
5. A candle is lit.




Name \_\_\_\_\_

Date \_\_\_\_\_

# I Can Celebrate

Jesus is at Mass. I can give Jesus my love. At Mass people bring gifts to God. Some gifts are promises to do good. I give a gift.

Draw a picture of your gift to God.



Name \_\_\_\_\_

Date \_\_\_\_\_

# The Way to Heaven

Jesus tells how to love. Showing love is the way to Heaven.  
Write the word from the Word Bank to fill in the blanks.

## Word Bank

.....

share

help

forgive

pray

kind




1. I show love when I

\_\_\_\_\_

-----

\_\_\_\_\_

at home.



2. I show love when I

\_\_\_\_\_

-----

\_\_\_\_\_

with those who are poor.



3. I show love when I

\_\_\_\_\_

-----

\_\_\_\_\_



4. I show love when I am

\_\_\_\_\_

-----

\_\_\_\_\_

and not mean.



5. I show love when I

\_\_\_\_\_

-----

\_\_\_\_\_

others and make up.

Name \_\_\_\_\_ Date \_\_\_\_\_

# Help God's Kingdom Grow

The children in the pictures need your help.

Draw a new picture in each empty box. Show justice, peace, or love.

